

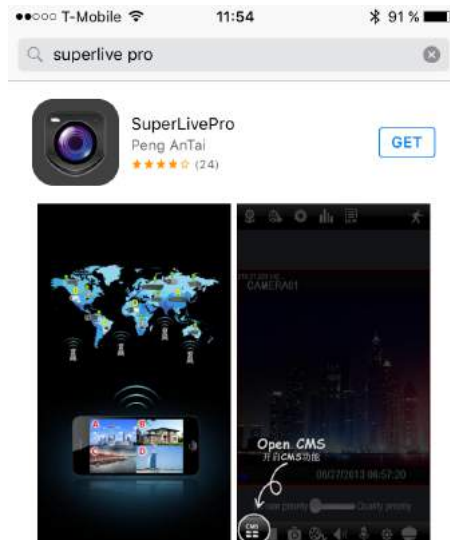


P&O GLOBAL TECHNOLOGIES, INC.
(A MEMBER OF THE PACIFIC & ORIENT GROUP)

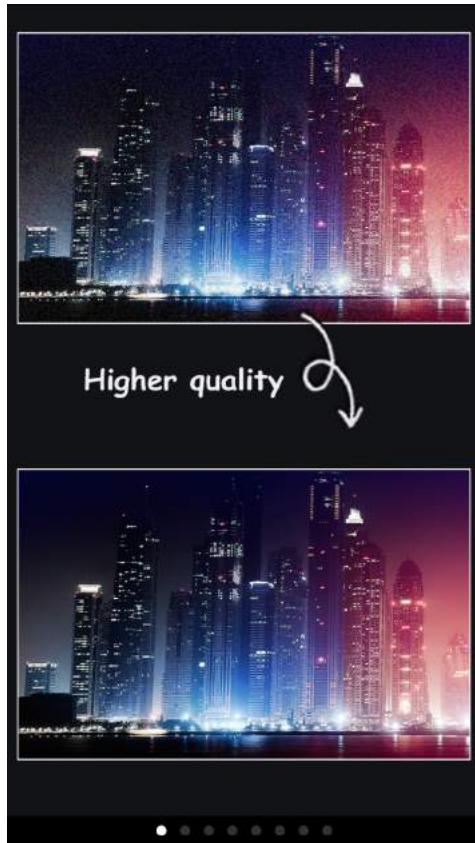
SUPER LIVE PRO MOBILE

Follow these steps to know how to see your cameras on your mobile device with SuperLivePro.

- 1) For Apple devices go to App Store. For Android devices go to Play Store.
- 2) Search for:
 - “SuperLivePro” and download it.



SETTING UP YOUR MOBILE APP




Slide until the end.



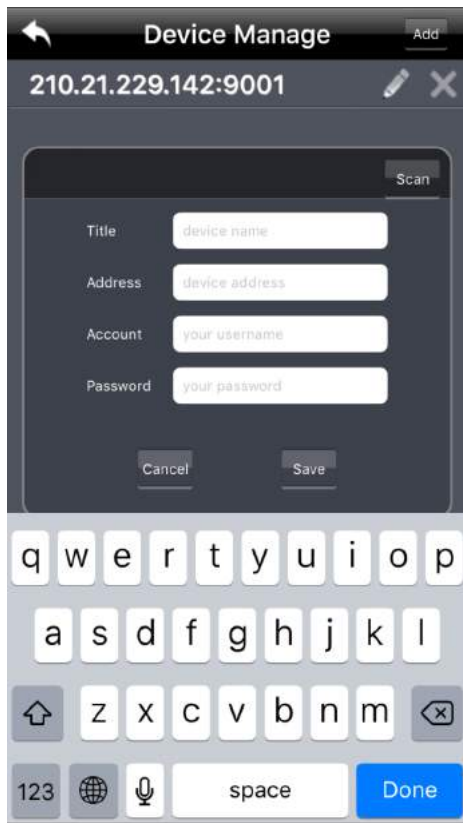
And click Let's Go.



Net Type: select 3G/3G option.
Device: click in arrow to add new.



Click in Add.



Title: DVR for example.
Address: Your IP Address
Account & Password: given by your tech team.
Click in Save, click the back arrow.
Put your Account and Password again and & Log In.