


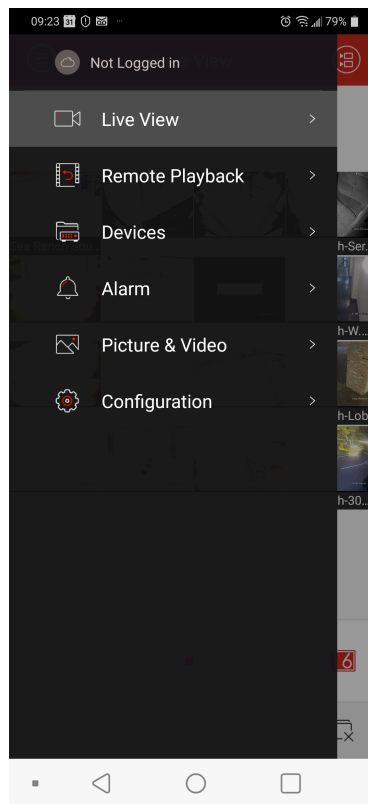
HOW TO REMOTE PLAYBACK - MOBILE

Follow these steps if you want to playback your Security Cameras remotely on your mobile device with the IVMS-4500 app.

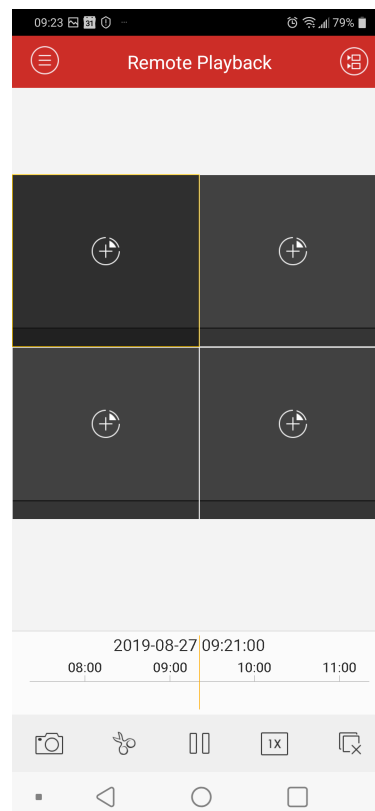
- 1) Open the IVMS-4500 app in your mobile.
- 2) Click the circle (with 3 lines inside) in the top left corner to open the menu.



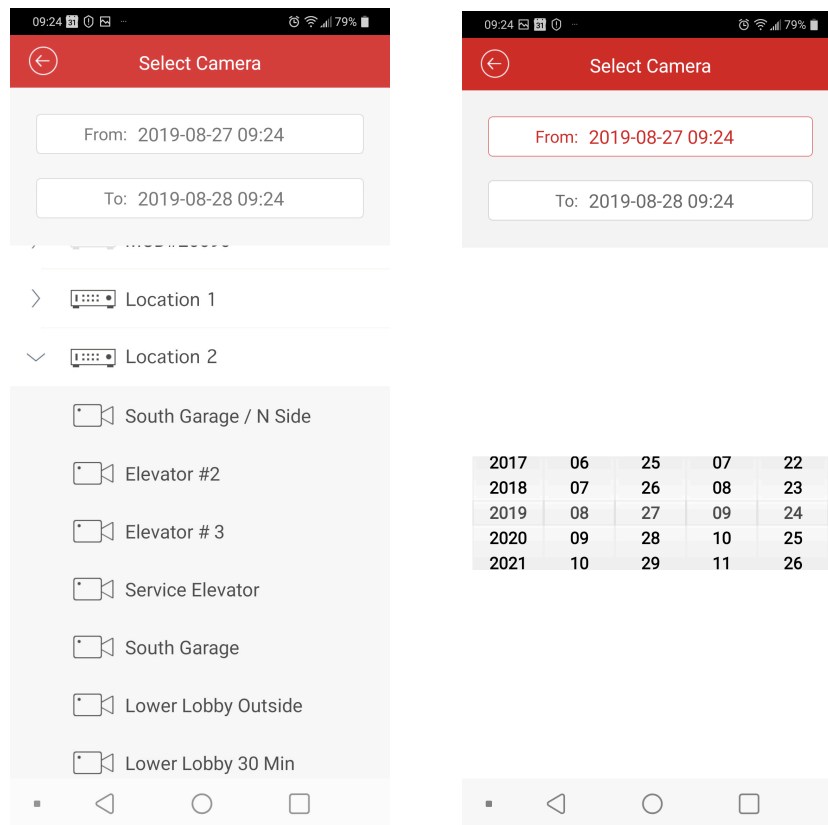
3) Click remote playback.



4) Click any square with the plus sign.



5) Select the date and hours, select the Camera System and select the Camera you want to see. Go back.



6) You'll see the camera added. The last step is to slide the blue timeline to the left to find the exact time you want to see. You can also keep adding Cameras to view from different angles.

